



Art Fund_

Recovery Grants Quantitative Evaluation Report

February 2021

mduk.org.uk



Introduction



In response to the Coronavirus pandemic, Museum Development UK and The Art Fund worked in partnership to distribute recovery funding to museums across the UK. Recovery Grants were administered by the UK-wide Museum Development providers comprising: Museum Development England (comprised of nine English regional MD programmes); Museums Galleries Scotland; the Welsh Federation of Museums and Arts Galleries (on behalf of the Welsh government); and Northern Ireland Museums Council.

The priority for grants was to support the recovery phase of small to medium sized museums that had not received emergency funding from national bodies such as Arts Council England or National Lottery Heritage Fund. These museums are often located in areas of low cultural engagement; the main cultural offer in a locality; or based in urban areas

with niche collections and specific cultural offers outside large city institutions.

Recovery grants were awarded at the discretion of Museum Development providers based on urgency of need, project description and research, understanding of audience needs, track record of managing funds, value for money, evidence of strategic planning, organisational sustainability, and impact on communities.

The investment programme supported organisational resilience and helped museums to re-open safely and effectively, to meet audience needs and expectations and to develop a sustainable offer for the future.

The funding programme ran from July 2020 with grants allocated by December 2020.

Headline figures:

In a unique partnership with Museum Development UK, The Art Fund contributed **£280,000** to support regional museums during the recovery phase of the pandemic.

Museum Development UK matched the Art Fund grant by **£252,380** making a total of **£532,380** in recovery grants available to museums across the four nations.

Of the 194 museums that applied for funding, **156** were awarded a recovery grant. Although this reflects an applicant success rate of over 80%, only 68% of the funding need was met.

Grants ranged from **£250 – £10,000** and the average grant award was **£2,688**.

Recovery fund totals



The tables below show the total amount of recovery funding available to museums:

Country	Art Fund contribution	Match grant funding from MD provider	Total recovery funding available
England	£196,560	£242,478	£439,038
Scotland	£62,720	£2,066	*£64,786
Northern Ireland	£5,880	£5,313	£11,193
Wales	£14,840	£2523	£17,363
Total	£280,000	£252,360	£532,380

*Museums Galleries Scotland made a total of 92 awards from a total of £332,720 recovery funding; but reported on the 25 museums that benefited directly from the Art Fund contribution with a discreet £2,066 match funding for one applicant.

In England, the funding is broken down by region as follows:

Region	AF contribution	Match funding from regional MD provider	Total recovery funds awarded
London	£19,656	£3,544	£23,200
East of England	£23,587	£10,726	£34,313
North East	£9,828	£24,691	£34,519
South West	£33,415	£45,320	£78,735
West Midlands	£17,690	£26,524	£44,214
North West	£19,656	*£51,317	£70,973
South East	£37,346	£30,944	£68,290
East Midlands	£17,690	£32,102	£49,792
Yorkshire	£17,692	£17,310	£35,002
Total	£196,560	£242,478	£439,038

*Includes £10,000 contribution from Curious Minds, North West Bridge Organisation.

Demand for recovery grants



The tables below show the number of museums that applied for recovery funds

Country	Number of museum applicants	Amounts requested	Number of awards	Funds granted
England	137	£686,100	101	£439,038
Scotland	25	£70,927	25	£64,786
Northern Ireland	14	£13,242	12	£11,193
Wales	18	£17,363	18	£17,363
Total	194	£787,632	156	£532,380

Breakdown for England:

Region	Number of museum applicants	Amounts requested	Number of awards	Funds granted
London	5	£23,200	5	£23,200
East of England	15	£39,159	15	£34,313
North East	4	£34,539	4	£34,519
South West	41	£189,505	23	£78,735
West Midlands	15	£65,362	11	£44,214
North West	18	£119,729	12	£70,973
South East	25	£108,565	19	£68,290
East Midlands	7	£48,792	7	£49,792
Yorkshire	7	£57,249	5	£35,002
Total	137	£686,100	101	£439,038

The tables below show the degree to which the recovery funding met the need, or total amount of monies requested by applicants.

Country	Funds requested	Grants awarded	% funding need met
England	£686,100	£439,038	64%
Scotland	£70,927	£64,786	91%
Northern Ireland	£13,242	£11,193	85%
Wales	£17,363	£17,363	100%
Total	£787,632	£532,380	68%

Breakdown for England:

Region	Funds requested	Grants awarded	% funding need met
London	£23,200	£23,200	100%
East of England	£39,159	£34,313	88%
North East	£34,539	£34,519	100%
South West	£189,505	£78,735	42%
West Midlands	£65,362	£44,214	68%
North West	£119,729	£70,973	59%
South East	£108,565	£68,290	63%
East Midlands	£48,792	£49,792	102%
Yorkshire	£57,249	£35,002	61%
Total	£686,100	£439,038	64%

Applicant success rates



The tables below show the percentage of museum applicants that were successful in drawing down a recovery grant

Country	Number of museum applicants	Number of grants	% applicant success rate
England	137	101	74%
Scotland	25	25	100%
Northern Ireland	14	12	86%
Wales	18	18	100%
Average			80%

Breakdown for England:

Region	Number of museum applicants	Number of grants	% applicant success rate
London	5	5	100%
East of England	15	15	100%
North East	4	4	100%
South West	41	23	56%
West Midlands	15	11	73%
North West	18	12	67%
South East	25	19	76%
East Midlands	7	7	100%
Yorkshire	7	5	71%
Average			74%

The tables below show the range of grant funding secured by applicants and the median average amount of grants in each country

Country	Number of grants awarded	Amount granted	Lowest	Highest	Median average
England	101	£439,038	£250	£10,000	£4000
Scotland	25	£64,786	£491	£7500	£1952
Northern Ireland	12	£11,193	£250	£1500	£993
Wales	18	£17,363	£600	£1000	£1000
Total		£532,380	£250	£10,000	£2688

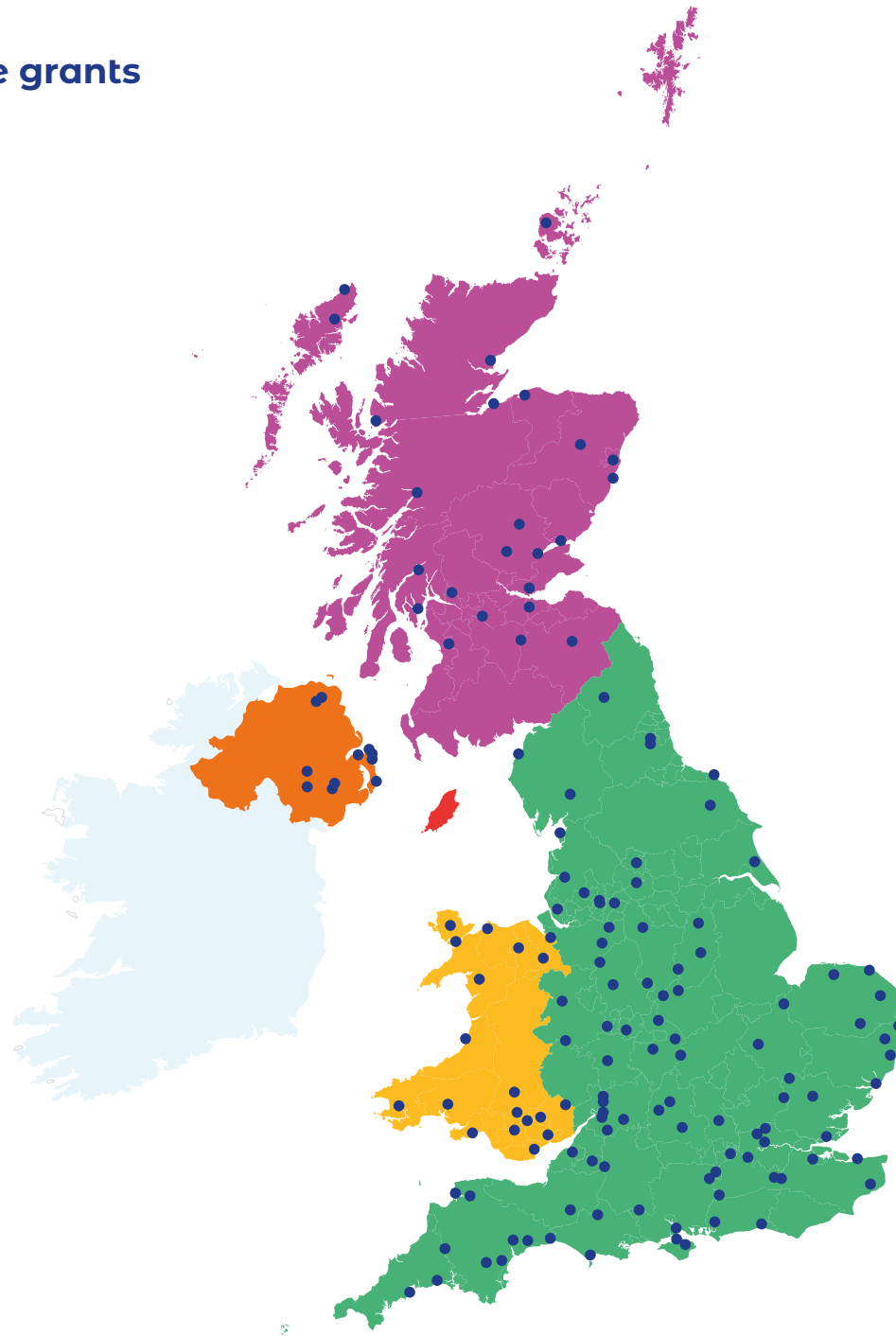
Breakdown for England:

Region	Number of grants awarded	Amount granted	Lowest	Highest	Median average
London	5	£23,200	£3200	£5000	£5000
East of England	15	£34,313	£250	£7067	£1960
North East	4	£34,519	£7000	£10,000	£8760
South West	23	£78,735	£260	£7000	£2700
West Midlands	11	£44,214	£2000	£7277	£3600
North West	12	£70,973	£3158	£9200	£5500
South East	19	£68,290	£580	£7500	£3400
East Midlands	7	£49,792	£2410	£10,000	£8800
Yorkshire	5	£35,002	£2000	£9700	£7500
Total	101	£439,038	£250	£10,000	£4000

Geographic reach of the grants



The map shows the geographic spread of museums that received a recovery grant.



Governance and museum accreditation status



The table below shows the number of local authority, independent and university museums that received recovery grants

Country	Local Authority Museums	Independent Museums	University	Total
England	33	63	5	101
Scotland	1	24	0	25
Northern Ireland	6	6	0	12
Wales*	16	2	0	18
Total	56	95	5	156

*in Wales, local authority museums were prioritised for recovery grants.

The table below shows the Museum Accreditation status of grant recipients

Country	Working Towards			Total
	Accredited	Accreditation	Not Accredited	
England	93	7	1	101
Scotland	10	0	15	25
Northern Ireland	12	0	0	12
Wales	18	0	0	18
Total	133	7	16	156

Activity funded by recovery grants



Museums requested grants to support seven broad areas of activity:*

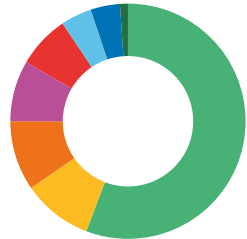
- Programming with an emphasis on developing resources for schools
- Audience research and development
- IT infrastructure, website development and marketing
- Working with artists and community engagement
- Building and systems improvements to ensure Covid-19-safe reopening (includes remote working for staff and associated training)
- Digital interpretation, films and developing new content for engaging audiences on-line
- Collection care, security and access improvements.

Funded activity	Local authority museums	Independent museums	University museums	Total
Programming / schools	14	9	2	25
Audience development	4	4	0	8
Websites / IT Infrastructure	7	7	0	14
Artists / communities	3	1	0	4
Covid-19-safe reopening	8	53	2	63
Digital interpretation	15	9	1	25
Collections	3	4	0	7
Other / one-off requests	2	8	0	10
Total	56	95	5	156

*Where some applications requested funding to support several areas of work, the primary activity has been taken assuming this was their top priority.

Activities funded by recovery grants

- Covid-19-safe reopening
- Digital interpretation
- Programming / schools
- Websites / IT Infrastructure
- Other / one-off requests
- Audience development
- Collections
- Artists / communities



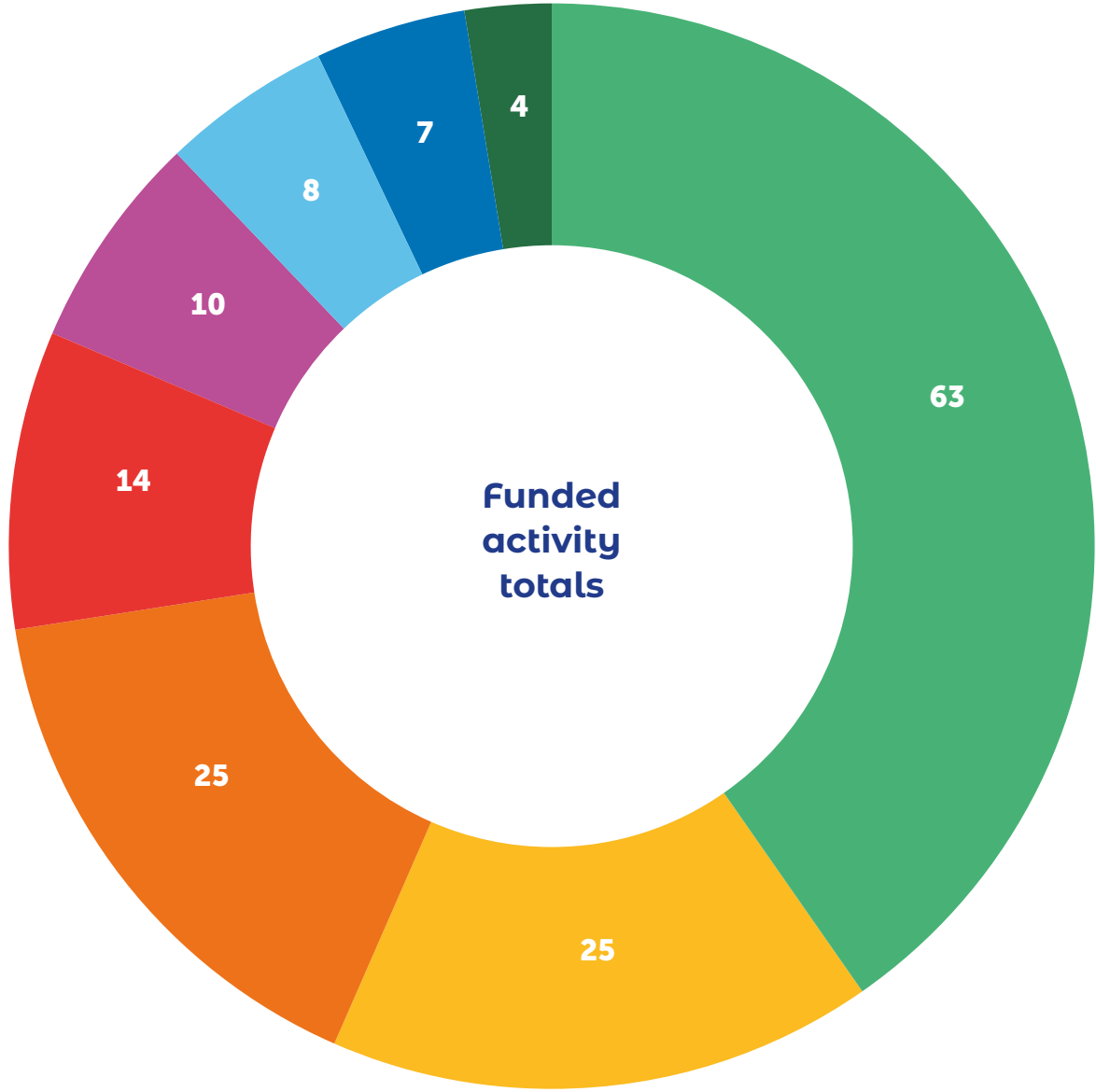
Independent Museums



Local Authority Museums



University Museums



List of successful applicants



London

Association of Anaesthetists
Heritage Centre
Bruce Castle Museum
Kingston Museum
The Freud Museum
The Old Operating Theatre

East of England

Bawdsey Radar Museum
Bishops Stortford Museum
Braintree Museum
Cromwell Museum
East Anglia Transport Museum
Forngett Steam Museum
Fry Art Gallery
Halesworth Museum
Long Shop Museum
RAF Air Defence Radar Museum
RNLI Henry Blogg Museum
Saffron Walden Museum
Southend Museums
St Seraphim's Icon & Railway
Heritage Museum
Wisbech & Fenland Museum

South East

Classic Boat Museum
Dorchester Abbey Museum
Dover Museum & Bronze
Age Boat Gallery
Eden Valley Museum
Egham Museum
Fordingbridge Museum
Haslemere Museum
Kent Sharpshooters
Yeomanry Museum
Museum of Farnham
Novium
Old Police Cells Museum
Oxfordshire Museum
Roald Dahl Museum
Royal Army Physical Training
Corps Museum
Royal Engineers Museum
Seaside Museum Herne Bay
Shipwreck Centre and Maritime
Museum
Wight Aviation Museum
Witney & District Museum

South West

Ashburton History Museum
Bath Royal Literary Scientific Institution
Clifton Suspension Bridge
Community Heritage Access Centre
Corinium Museum
Dunkirk Mill Museum
Lawrence House Museum
Lyme Regis
Mevagissey Museum
Museum in the Park
Museum of Barnstaple & North Devon
Museum of British Surfing
Museum of East Asian Art
Museum of Gloucester
Nature in Art
Newton Abbot Museum
Old Guildhall Museum and Gaol
Portland Museum
Sidmouth Museum
Sturminster Newton Heritage Trust
Tetbury Police Museum and Courtroom
Topsham Museum
Trowbridge Museum

West Midlands

Brampton Museum
Claymills Victorian Pumping Station
George Marshall Medical Museum
Leamington Spa Art Gallery and Museum
Ludlow Museum
Nuneaton Museum and Art Gallery
Rugby Art Gallery and Museum
Shrewsbury Museum and Art Gallery
Staffordshire Museum Service
The Barber Institute of Fine Arts
The Lace Guild Museum

East Midlands

Bassetlaw Museum
Charnwood Museum
Daventry Museum
Eyam Museum
Leicestershire County Council
(1620s House, Melton Carnegie
Museum, Harborough Museum,
Bosworth Battlefield)
Museum of Timekeeping
Nottingham Industrial Museum

North West

Bolton Library and Museum Service
Congleton Museum
Helena Thompson Museum
Macclesfield and Nantwich Museums
(Silk Museum)
Museum of Transport
National Football Museum
Prescot Museum / Kirkby Gallery
Quaker Tapestry Museum
South Ribble Museum
Tameside Museums and Galleries
(Portland Basin Museum)
The Ruskin – Library, Museum and
Research Centre
West Cheshire Museums (Grosvenor
Museum)

North East

Bellingham Heritage Centre
Durham Castle
Durham Light Infantry Collection
Durham Museum of Archaeology

Yorkshire

Beck Isle Museum of Rural Life
Bradford Police Museum
Burton Constable Hall
Kirklees Council
Pannett Art Gallery

Scotland

Abernethy Museum Trust	Morayvia
Alford and Donside Heritage Association	Ness Historical Society – Comunn Eachdraidh Nis
Applecross Historical Society	North Queensferry Heritage Trust
Biggar Museum Trust	Pier Arts Centre Trust
Bute Museum Trust	Scottish Catholic Heritage Collections Trust
Chapter House Museum Trust	Stonehaven Tolbooth Association
Dornoch Heritage	Strachur Smiddy Trust
Dundonald Castle	The Abbotsford Trust
Glasgow Police Heritage Trust	The Highlanders' Museum
Grampian Transport Museum Trust	Unicorn Preservation Society
Innerpeffray Mortification	West Highland Museum Trust
Loch Lomond Steamship Company	Western Isles Council – Comhairle nan Eilean Siar
Military Museum Scotland	

Wales

Ceredigion Museum
Conwy Cultural Centre
Cyfarthfa Museum
Monmouthshire Museum
Museum of Cardiff
Newport Museum & Art Gallery
Oriel Môn
Parc Howard Museum
Powysland Welshpool Museum
Rhondda Heritage Park
Ruthin Gaol
Scolton Manor Museum
Storiol Bangor & Lloyd George Museum
Swansea Museum
Toefaen Museum
Winding House
Wrexham Museum
Yr Ysgwrn

Northern Ireland

Armagh Robinson Library & No 5 Vicars' Hill
Ballymoney Museum
Castle Ward (National Trust)
Coleraine Museum
Craigavon Museum Services
F.E. McWilliam Gallery
Mid-Antrim Museum
North Down Museum
Northern Ireland War Memorial
Somme Museum
The Argory (National Trust)
Whitehead Railway Museum



mduk.org.uk

Art Fund_

